

LR FOREX FREEDOM EXTREME 4.4





RISK DISCLOSURE STATEMENT.

***Warning: The risk of loss in trading foreign exchange (Forex) can be substantial. You should therefore carefully consider whether such trading is suitable for you in light of your financial condition. The high degree of leverage that is often obtainable in Forex Trading can work against you as well for you. The use of leverage can lead to large losses as well as gains.

Forex trading offers large potential rewards, but also large potential risk. You must be aware of the risk and be willing to accept them in order to invest in the Forex market. Don't trade with money you cannot afford to lose.

We at LR FOREX FREEDOM work hard to provide our customers with LOW RISK/HIGH REWARD Forex Managed Account Service and Trading Systems. But we also know that there is nothing like a "Holy Grail" and no single system is perfect.

By using our services you agree to hold LR FOREX FREEDOM and anyone involved in the development, production and distribution of any system/strategy purchased through LR FOREX FREEDOM free of any responsibility or liability for any losses sustained while trading with live funds. Any live trading that you do, be it manual or automated, you do so at your own risk and discretion. Forex is a risky business. You can lose large sums of money by taking the risk of trading in the live market. LR FOREX FREEDOM shall not be held responsible for any losses that you might incur during any trades.

This is neither a solicitation nor an offer to Buy/Sell currencies, futures, stocks or options on the same. No representation is being made that any account will or is likely to achieve profits or losses similar to those discussed verbally or written on any literature by LR FOREX FREEDOM. The past performance of any trading system/strategy or methodology is not necessarily indicative of future results. No guarantee is made that you will be able to replicate the same results.

This product is not intended for distribution, or use by, any person in any country where such distribution or use would be contrary to local law or regulation. None of the offered products or services are available to persons residing in any country where the provision of such services or investments would be contrary to local law or regulation. It is the responsibility of client to ascertain the terms of and comply with any local law or regulation to which they are subject.

CFTC RULE 4.41

HYPOTHETICAL OR SIMULATED PERFORMANCE RESULTS HAVE CERTAIN LIMITATIONS. UNLIKE AN ACTUAL PERFORMANCE RECORD, SIMULATED RESULTS DO NOT REPRESENT ACTUAL TRADING. ALSO, SINCE THE TRADES HAVE NOT BEEN EXECUTED, THE RESULTS MAY HAVE UNDER-OR-OVER COMPENSATED FOR THE IMPACT, IF ANY, OF CERTAIN MARKET FACTORS, SUCH AS LACK OF LIQUIDITY.

SIMULATED TRADING PROGRAMS IN GENERAL ARE ALSO SUBJECT TO THE FACT THAT THEY ARE DESIGNED WITH THE BENEFIT OF HINDSIGHT. NO REPRESENTATION IS BEING MADE THAT ANY ACCOUNT WILL OR IS LIKELY TO ACHIEVE PROFIT OR LOSSES SIMILAR TO THOSE SHOWN.

THE RISK OF LOSS IN TRADING FOREIGN EXCHANGE (FOREX) CAN BE SUBSTANTIAL. YOU SHOULD THEREFORE CAREFULLY CONSIDER WHETHER SUCH TRADING IS SUITABLE FOR YOU IN LIGHT OF YOUR FINANCIAL CONDITION. THE HIGH DEGREE OF LEVERAGE THAT IS OFTEN OBTAINABLE IN FOREX TRADING CAN WORK AGAINST YOU AS WELL AS FOR YOU. THE USE OF LEVERAGE CAN LEAD TO LARGE LOSSES AS WELL AS GAINS.

<http://www.lrforexfreedom.com>



Hello Forex Trader,

My name is Lucjan Roczniak and firstly I like to **congratulate you on taking the right step to take control of your life and **discover** the **advantage** of Forex trading and how it can **change your life** and provide for a better life for you and your family.**

More and more business opportunity seekers worldwide are discovering the **powerful profit potential of Forex Trading.**

In this business, there are **no employees to hire, no advertising, no products to stock, no down lines to fill, just you, an Internet connection and a computer. That's all you need to **make money** on the worlds largest market.**

If you are searching for an alternative to more traditional home-based business opportunities, then Forex trading may be what you've been looking for.

My purpose is to **empower, mentor and train currency traders all around the world who would like to Day Trade Forex as their main source of income.**

For those looking for a **significant part-time income, I believe Currency Trading is the vehicle to use combined with **LR FOREX FREEDOM EXTREME 4.4****

**FOREX TRADER (FT)
LUCJAN ROCZNIAK**

www.lrforexfreedom.com

LR FOREX FREEDOM EXTREME 4.4

Thank you for purchasing my LR FOREX FREEDOM EXTREME 4.4. Over last few years I have spent 100's of hours testing different indicators and \$1000's buying systems that just don't work. I have been using this set up for over 6 months now and it works better than anything else I ever purchased or tried using. I have put all these indicators and settings together myself. Everything was custom made for me. I am sure you will be very happy with the results my trading system will bring you, just like I was.

You will find the following items in the downloaded folder.

Indicators:

- LRFF-SINGLE TREND ARROW.exe
- LRFF-MV TREND ARROW.exe
- LRFF-MTF SINGLE TREND.exe
- LRFF-10.2 TmaSlope v.8_2.exe
- LRFF-Wave.exe
- LRFF-CLOCK INFO.exe

Templates:

- lrff – long term trader - client.tpl
- lrff – trend trader - client.tpl
- lrff – scalper - client.tpl
- lrff – 20 pips a day - client.tpl

AND

Bonus folder with useful information for you and few extra goodies.

**ONLY FOREX BROKERS THAT I PERSONALY USE AND TRUST WITH
EXCELLENT LOW SPREADS AND LOW OPENING BALANCE**

LR FOREX FREEDOM EXTREME 4.4 INSTALATION

To install it, just follow the following procedure:

1. You need to close your Meta Trader if you are running it.
2. Go to the place where you saved or downloaded the "LR FOREX FREEDOM EXTREME 4.4.zip" and extract it into a folder on your desktop.
3. Go to the newly extracted folder, inside you will see the following 2 files:
 - LRFF INDICATORS EXTREME 4.4
 - LRFF TEMPLATES EXTREME 4.4
4. Open the INDICATORS file and copy all the indicators to your **Meta Trader 4/experts/indicators** folder. For example on your computer go to "My Computer" select **Local Disk C** then **Program Files** then **Meta Trader 4** then **experts** then **indicators**.
5. Open TEMPLATE file and copy the template to your Meta Trader templates folder. For example on your computer go to "**My Computer**" select **Local Disk C** then **Program Files** then **Meta Trader 4** then **templates**.
6. Re-open your Meta Trader4 and close all charts
7. Open new EUR/USD chart on 15 MIN time frame then go to templates and attach any of the desired trading style template to your chart. Example bellow will be based on "LRFF – 20 pips a day - client" template.

www.lrforexfreedom.com

8. Your chart should look like this (screen example bellow "20 pips a day" template)



ALL DONE.....You are now ready to trade :-)

[How to set up videos click here](#)

www.lrforexfreedom.com

Copyright © 2014 LR FOREX FREEDOM, All Rights Reserved

HOW TO TRADE LONG TERM TRADER SYSTEM

Buy & Sell Entry Rules

Sell when **RED** arrow appear, price bar closed below **RED wave line** on chart and the RSI is below the 50 line. Exit straight away when you see **RED** arrow on opposite side. Do the complete opposite for buy order!

(In example bellow I am using the **RED** vertical lines to show the SELL signal and EXIT) And **BLUE** vertical line for BUY signal.



www.lrforexfreedom.com

Copyright © 2014 LR FOREX FREEDOM, All Rights Reserved

HOW TO TRADE TREND TRADER SYSTEM

Buy & Sell Entry Rules

Start to Sell when **RED** arrow appear, price bar closed below RED wave line on chart and the RSI is below the 50 line. Exit straight away when you see **GOLD** arrow on opposite side. Re-enter when **GOLD** arrow showing the same direction as the RED arrow. Do the complete opposite for BUY entries. You are trading in one direction only **RED** to **RED** arrow.

(In example bellow I am using the **RED** vertical lines to show the SELL signals entries) And **BLUE** vertical lines for all exit signals.



www.lrforexfreedom.com

Copyright © 2014 LR FOREX FREEDOM, All Rights Reserve

HOW TO TRADE 20 PIPS A DAY TRADER SYSTEM MUST USE 15 MIN CHART

Buy & Sell Entry Rules

First check the direction of the **RED arrow**, after the price bar closes at the red box wall enter in the same direction as the **RED arrow** with TP 20 pips or (15 pips if you want to be super safe!) Also make sure that the 1, 5 and 15 min arrows are in same direction on the indicator MTF-LRFF. (indicator pic bellow). You can set the TP and walk away!



RSI also must be above 50 if buying or bellow 50 if selling!!!! And Wave Indicator Blue if buying or Orange if selling!

(In example bellow I am using the **YELLOW** vertical line to show the BUY signal entry).



www.lrforexfreedom.com

Copyright © 2014 LR FOREX FREEDOM, All Rights Reserved

HOW TO TRADE SCALPING TRADER SYSTEM – 1 OR 5 MIN CHART

Buy & Sell Entry Rules

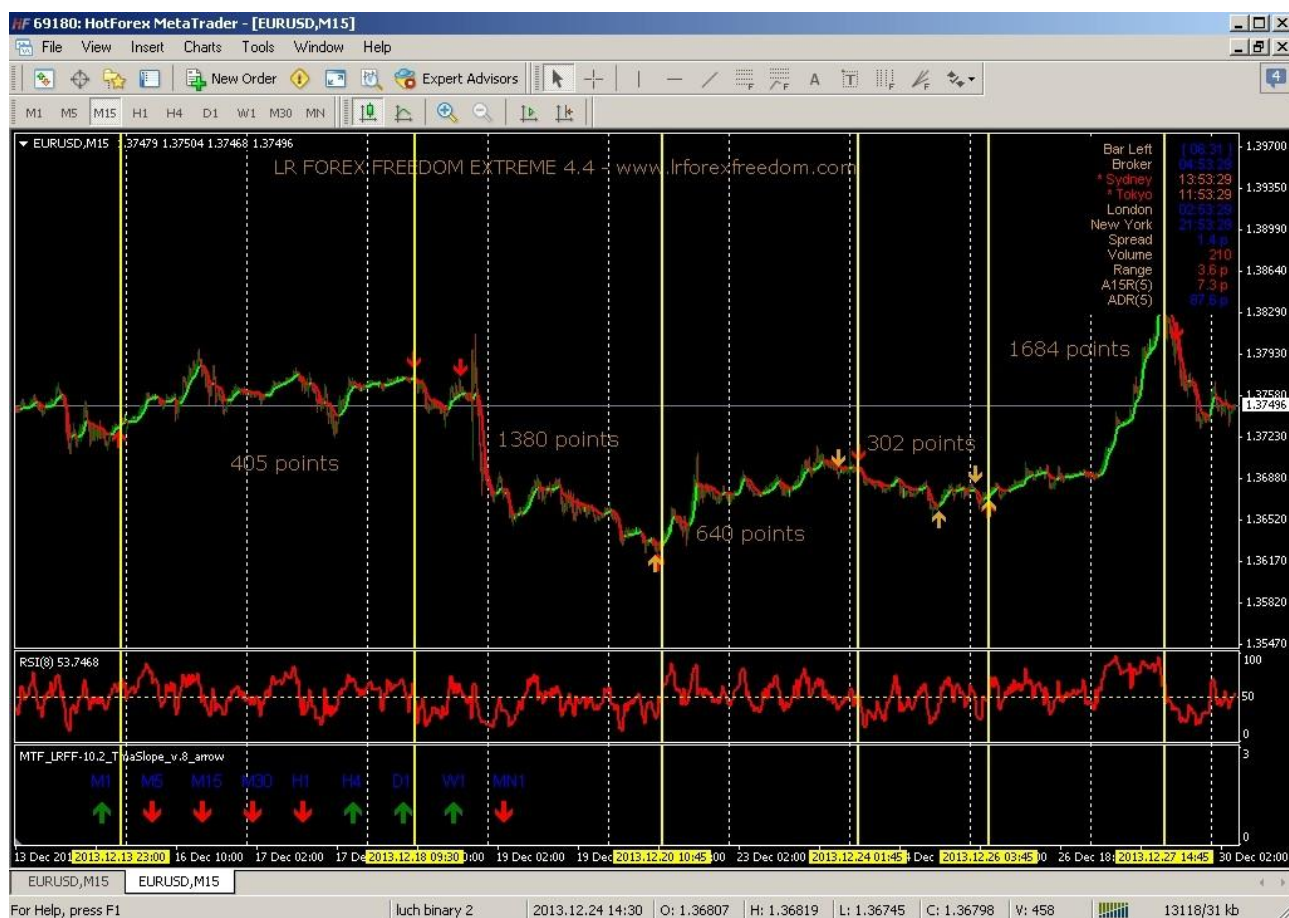
Only trade during London and N.Y times for best results. Use **Gold** arrows for entry and exits with confirmation of **Wave and RSI** indicators for entry. (**Scalping Tip** - Best to scalp in red arrow direction only and higher time frame confirmation on the MTF-LRFF indicator). Entry and exits shown by yellow vertical lines.



www.lrforexfreedom.com

Copyright © 2014 LR FOREX FREEDOM, All Rights Reserved

EXAMPLE OF A COMPLETE TRADES – Using 15 Min Chart



The Buy Trade Result – 405 pips in 2.5 trading days.

The Sell Trade Result – 1360 pips in 2 trading days.

The Buy Trade Result – 640 pips in 1.5 trading days.

The Sell Trade Result – 302 pips in 2 trading days.

THATS OVER 2707 PIPS in 8 TRADING DAYS USING 15 MIN SET UP!!!

www.lrfreedom.com

Copyright © 2014 LR FOREX FREEDOM, All Rights Reserved

EXAMPLE OF A COMPLETE TRADES – Using 1 HOUR Chart



The Buy Trade Result – 2875 pips in 8 trading days.

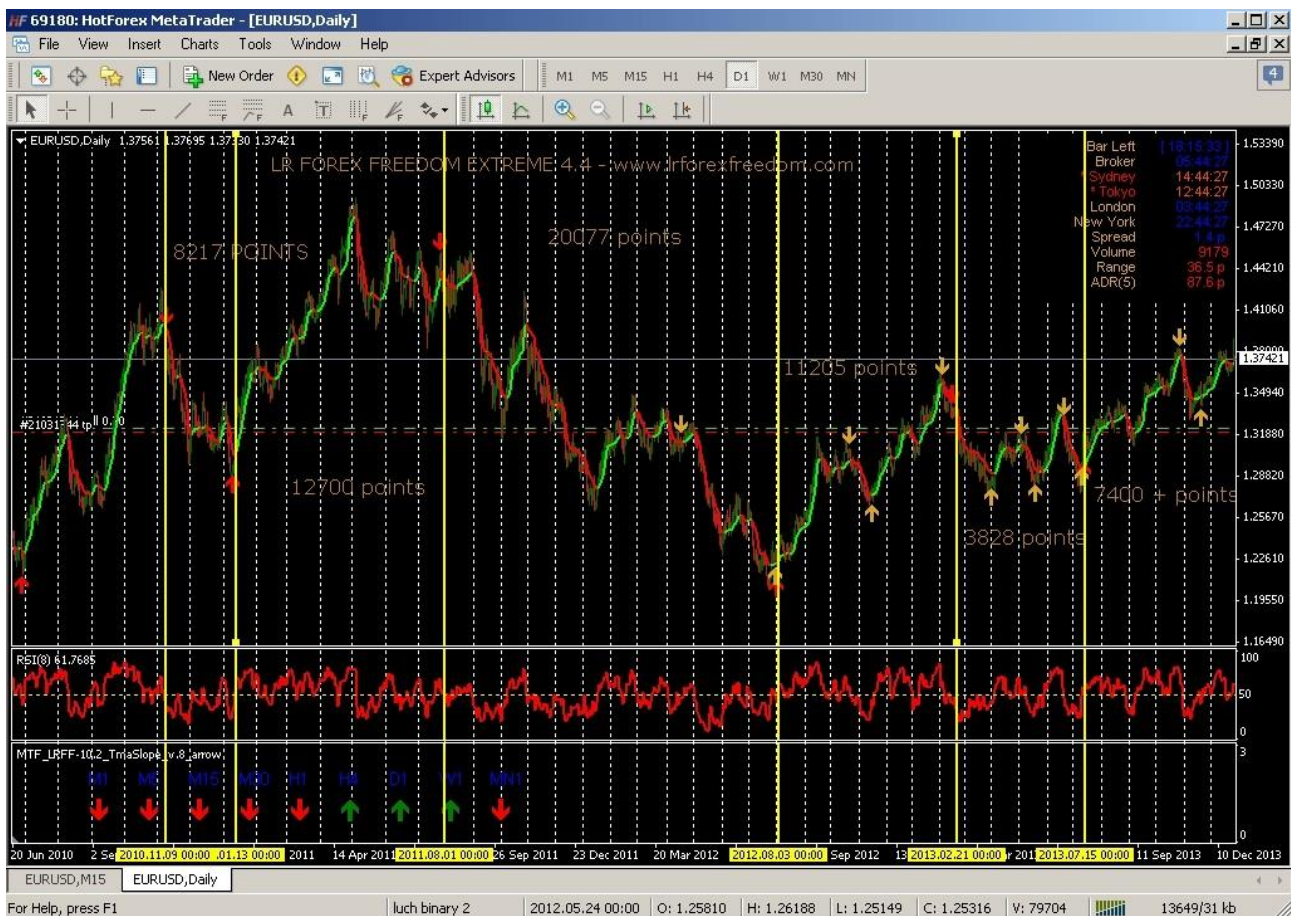
The Sell Trade Result – 4012 pips in 11 trading days.

THATS OVER 6887 PIPS IN 19 TRADING DAYS USING 1 HOUR SET UP!!!

www.lrforexfreedom.com

Copyright © 2014 LR FOREX FREEDOM, All Rights Reserved

EXAMPLE OF A COMPLETE TRADES – Using DAILY Chart



The Sell Trade Result – 8217 pips.

The Buy Trade Result – 12700 pips.

The Sell Trade Result – 20077 pips.

The Buy Trade Result – 11205 pips.

The Sell Trade Result – 3828 pips.

The Buy Trade Result – 7400+ pips.

THATS OVER 63,427 PIPS USING DAILY SET UP!!!

www.lrfreedom.com

Copyright © 2014 LR FOREX FREEDOM, All Rights Reserved

ANOTHER WAY TO TAKE PROFIT

Use the "Fibonacci Retracement" tool on your MT4 and draw it from previous low to high if selling or other way around for buying and make 50% your first target and 61.8 second target and last target when the diamond shows up. Or just take profit at any desired level.

Example of buy set up bellow:



www.lrforexfreedom.com

Copyright © 2014 LR FOREX FREEDOM. All Rights Reserved

Example of sell set up bellow:



www.lrfreedom.com

Copyright © 2014 LR FOREX FREEDOM, All Rights Reserved

STOP LOSS

There is few ways you can use stop loss on my trading system.

STOP LOSS 200 PIPS (5 digit broker) or 20 pips (4 digit broker) or 200 pips below or above the recent peak/valley.

IF STOP LOSS BEEN HIT DO NOT RE ENTER UNTIL ANOTHER ARROW APPEAR

OR

USE STOP LOSS WITH TRAILING STOPLOSS -

Use 200 pip stop loss (5 digit broker) or 20 on 4 digit broker, on entry...

Put on TRAIL STOP LOSS of 100 pips (5 digit) or 10 pips(4 digit) or use 50/5 pips trail if you like but its better 100 to give it room to move.

www.lrfreedom.com

Copyright © 2014 LR FOREX FREEDOM, All Rights Reserved









































































EXTREME TRADING TIPS

1. You can exit any time you are in profit and wait for next signal.
2. Scalp 5 min time frame.
3. Try different currency pairs. (check history if all entry's line up)
4. Trade Gold and Silver
5. Best time frames to trade 5 min, 15 min, 1 hour, 1 day.
6. Trade with the trend (use daily chart to see direction).
7. Trade during busy times. New York open and UK open.
8. Don't trade on Fridays
9. Do not trade more than 0.01 lot per \$100 (\$1000 = 0.10 lot max)
10. Use Stop Loss.
11. Use Trailing Stop
12. Draw Trend lines on high time frames all the way down to the time frame you are using. (watch my video)
13. Buy coaching time with me.
14. Join and like my pages, websites and groups.
15. Use my links for best brokers. (I ONLY TRUST THEM)
16. Download free info on my website.


Click here to watch trading system Videos



The below chart includes almost all of these unusual movements and their results on the third currency pair.


if EURUSD  and USDJPY  then EURJPY  means if EURUSD and USDJPY go up at the same time, then EURJPY goes up much stronger.



if EUR-USD  and USD-JPY  then EUR-JPY 	if EUR-USD  and USD-JPY  then EUR-JPY 
if GBP-USD  and USD-JPY  then GBP-JPY 	if GBP-USD  and USD-JPY  then GBP-JPY 
if AUD-USD  and USD-JPY  then AUD-JPY 	if AUD-USD  and USD-JPY  then AUD-JPY 
if NZD-USD  and USD-JPY  then NZD-JPY 	if NZD-USD  and USD-JPY  then NZD-JPY 
if GBP-USD  and USD-CHF  then GBP-CHF 	if GBP-USD  and USD-CHF  then GBP-CHF 
if EUR-USD  and USD-CHF  then EUR-CHF 	if EUR-USD  and USD-CHF  then EUR-CHF 
if AUD-USD  and USD-CAD  then AUD-CAD 	if AUD-USD  and USD-CAD  then AUD-CAD 
if EUR-USD  and USD-CAD  then EUR-CAD 	if EUR-USD  and USD-CAD  then EUR-CAD 
if EUR-USD  and AUD-USD  then EUR-AUD 	if EUR-USD  and AUD-USD  then EUR-AUD 
if AUD-USD  and NZD-USD  then AUD-NZD 	if AUD-USD  and NZD-USD  then AUD-NZD 
if EUR-USD  and GBP-USD  then EUR-GBP 	if EUR-USD  and GBP-USD  then EUR-GBP 
if USD-CHF  and USD-JPY  then CHF-JPY 	if USD-CHF  and USD-JPY  then CHF-JPY 

Legend:

 Pair is strengthening.

  Pair is moving up strongly.

 Pair is weakening.

  Pair is moving down strongly.

[**www.lrforexfreedom.com**](http://www.lrforexfreedom.com)

Copyright © 2014 LR FOREX FREEDOM, All Rights Reserved



THANK YOU!!!.
I HOPE YOU ENJOY
MY LR FOREX
FREEDOM
EXTREME 4.4
TRADING SYSTEM
TURNING PIPS
INTO \$\$\$\$\$

www.lrfreedom.com

Copyright © 2014 LR FOREX FREEDOM, All Rights Reserved